


SIMPLY SORBET

FUN • FAST • EASY

This simple 36" x 42" quilt by Debbie Beaves uses just one yard of Gelato fabric. Three options shown (or choose your own).

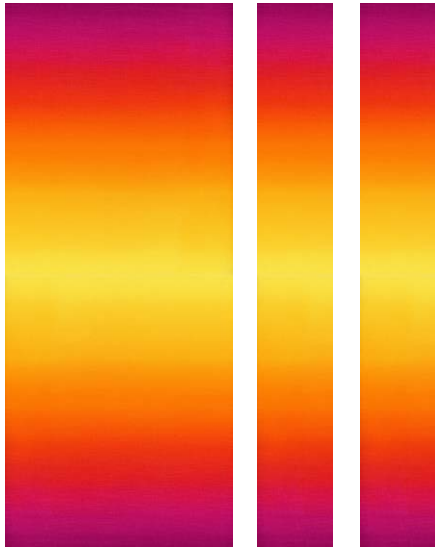


Gelato


Elite
by EE Schenck Company

SIMPLY SORBET

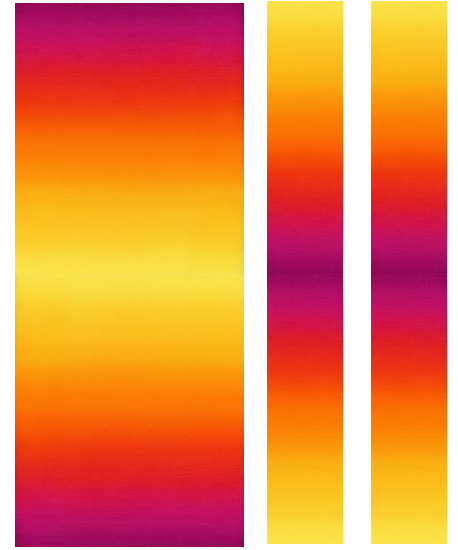
Cutting & Assembly.....



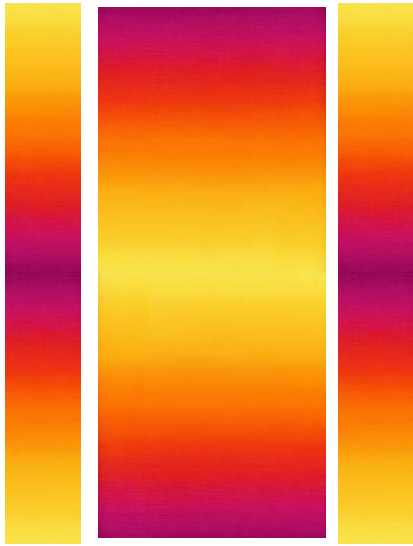
1 From one yard cut two 6½" x WOF strips.



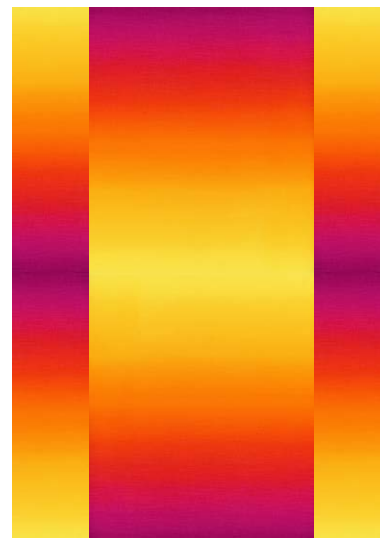
2 Cut each 6½" strip in half.



3 Rotate bringing the dark ends together. Sew to join. Press.



4 Sew a long strip to each long side of the remaining piece of fabric.




5 Trim the center piece flush with the side strips. Quilt and bind.


Fabrics

Gelato


Elite
by EE Schenck Company



EESGEL11216-903	Top	1 yd
EESGEL11216-903	Binding	½ yd
Your Choice	Backing	1½ yds



EESGEL11216-203	Top	1 yd
EESGEL11216-203	Binding	½ yd
Your Choice	Backing	1½ yds



EESGEL11216-902	Top	1 yd
EESGEL11216-902	Binding	½ yd
Your Choice	Backing	1½ yds