

Simply Serene


FUN • FAST • EASY

This simple 36" x 42" quilt by Debbie Beaves uses just one yard of Serenity Ombre fabric. Three options shown (or choose your own).




Serenity
Ombre
Elite
by EE Schenck Company


Simply Serene Cutting & Assembly.....




1 From one yard cut two 6½" x WOF strips.




2 Cut each 6½" strip in half.



3 Rotate bringing the dark ends together. Sew to join. Press.



4 Sew a long strip to each long side of the remaining piece of fabric.



5 Trim the center piece flush with the side strips. Quilt and bind.

Fabrics

Serenity Ombre

by Daiwabo for EE Schenck Company

Elite
by EE Schenck Company

Taupe



EESSER11216-EA	Top	1 yd
EESSER11216-EA	Binding	½ yd
Your Choice	Backing	1½ yds

Purple



EESSER11216-V	Top	1 yd
EESSER11216-V	Binding	½ yd
Your Choice	Backing	1½ yds

Green



EESSER11216-AG	Top	1 yd
EESSER11216-AG	Binding	½ yd
Your Choice	Backing	1½ yds